


Joins & Terminations

Characteristics

- > An underground link-disconnecting box is a low voltage cable joint that incorporates a removable link such that it may be "switched".
- > Increasing pressure on the electricity supply companies to reduce customer interruptions means that link boxes are used within the distribution network to increase its flexibility as different parts of the networks can be energised or de-energised as required.
- > The link box also has the facility to connect localised customers directly via a generator. Also during maintenance or a repair the solid links can be replaced with fused links.

Description




- > Can be jointed directly onto polymeric and paper insulated LV distribution cables, eliminating the need for intermediate lengths of polymeric cables and straight / transition joints.
- > Jointing onto a live network is possible as all live parts may be shrouded.
- > Uses universal LV mechanical connectors and can be designed to suit local jointing procedures.
- > A reduced footprint, which is a direct consequence of combining the link box and pit, means installation is easier under congested pavements.
- > The modular pit construction means the depth of the link box can be easily varied.
- > The new design uses standard links with 83mm centres or the equivalent LV Fuse carriers.
- > Pre-fitted factory tailed units are also available to speed up direct replacement installations.
- > Both three core and four core variants are available.

'All-in-One' Underground Link Disconnecting Box

Selection Information

Type 822 - 2 Way



Resin Volume

20L

Basic Footprint

300 x 300mm

Insulated cast Iron Bell Lid

8Kg

Cable Range

Polymeric Up to 300mm²

Paper Up to 300mm²

Type 824 - 4 Way



Resin Volume

40L

Basic Footprint

600 x 450mm

Insulated cast Iron Bell Lid

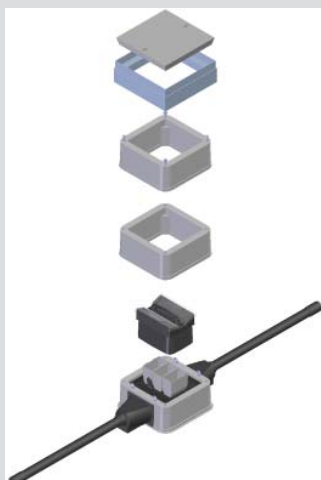
30Kg

Cable Range

Polymeric Up to 300mm²

Paper Up to 300mm²

Type 822T - 2 Way Tailed



Basic Footprint

300 x 300 x 3000mm Tails

Insulated cast Iron Bell Lid

8Kg

Tails Cable Specification

300mm² Waveform to BS7870

sec.3.4

Standard Length 3m

Type 824T - 4 Way Tailed



Basic Footprint

600 x 450 x 3000mm Tails

Insulated cast Iron Bell Lid

30Kg

Tails Cable Specification

300mm² Waveform to BS7870

sec.3.4

Standard Length 3m

Accessories

Wedge Type Links (83mm centres)	88010003
Insulated Link remover (Single)	88010002
Insulated link remover (Multiple)	8202000
Pavement frame & cover (300 x 300)	8206000
Pavement frame & cover (600 x 450)	8207000
Pavement cover lifting keys	88010001

Product Testing

ER C81/3 & BS7888 Type approval tests for joints for 600/1000V	
Report No.	PCLT522 & PCLT568
BS EN60947-PT1/3:1999	
Section 8.3.3.5	Live make and break tests under load
Section 8.3.3.3	Temperature rise
Report No.	PCLT567